




2026 PRODUCT CATALOGUE





M12 FUEL™



M12 LIGHTING™



M12 BATTERY & CHARGER™



M18 FUEL™



M18 LIGHTING™



M18 FORCELOGIC™



M18 BATTERY & CHARGER™



MX FUEL™



PERSONAL LIGHTING™



PACKOUT™



PERSONAL PROTECTIVE EQUIPMENT™



ACCESSORIES™



HAND TOOLS™

M12 FUEL
PERCUSSION DRILL

M12 FPD2

Voltage	12V
No Load Speed Gear 1 (rpm)	0-450
No Load Speed Gear 2 (rpm)	0-1550
Chuck Capacity (mm)	13
Max. Drilling Masonry (mm)	13
Max. Drilling Steel (mm)	13
Max. Drilling Wood (mm)	35
Max. Percussion Rate (bpm)	22500
Max. Torque (Nm)	45
Weight w/ 6.0Ah Battery Pack (kg)	1.4



M12 FUEL
1/4" HEX IMPACT DRIVER

M12 FID2

Voltage	12V
No Load Speed (rpm)	0-1700, 0-2900 0-3600, 0-3600
Impact Rate (ipm)	0-4000
Max. Torque (Nm)	170
Tool Reception	1/4" Double End Bit
Weight w/ 6.0Ah Battery Pack (kg)	1.15



M12 FUEL
1/2" RIGHT ANGLE IMPACT WRENCH

M12 FRAIWF12

Voltage	12V
No load speed (rpm)	0-1550, 0-2300, 0-3000
Impact Rate	0-1350, 0-2700, 0-3600
Max Bolt Diameter	M16
Anvil Type (Friction Ring)	1/2" Square
Max Torque (Nm)	300
Weight w/ 3.0Ah Battery Pack (kg)	1.5



M12 FUEL
1/2" COMPACT IMPACT WRENCH WITH FRICTION RING

M12 FIW2F12

Voltage	12V
No Load Speed (rpm)	0-930 / 2,100 / 3,000 / 1,300
Impact Rate (ipm)	0-1,500 / 3,000 / 3,300
Max. Bolt Diameter	M16
Anvil Type (Friction Ring)	1/2" Square
Fastening Torque	271 / 406 / 542 / 20
Max Nut Busting Torque (Nm)	745
Bare Tool Weight (g)	990



M12 FUEL
1/2" IMPACT RATCHET

M12 FIR12

Voltage	12V
No Load Speed (rpm)	0-175
Anvil Type	1/2" Square
Length (mm)	318
Max. Torque (Nm)	81
Weight w/ 2.0Ah Battery Pack (kg)	1.54



M12 FUEL
PASS-THROUGH RATCHET

M12 FPTR

Voltage	12V
Drive Size	3/8", 1/2" square anvil, and 1/4" Hex Bit
Pass Through Design	Up to 15mm
RPM	0-350
Max. Torque (Nm)	81
Length (mm)	404
Weight w/ Battery Pack (kg)	1.22kg



M12 FUEL
STRAIGHT DIE GRINDER

M12 FDGS

Voltage	12V
No Load Speed (rpm)	0-10000, 0-15000 0-21000
Collet Size (mm)	6.0 / 8.0
Length (mm)	283
Weight w/ 3.0Ah Battery Pack (kg)	0.8



M12 FUEL
EXTENDED DIE GRINDER

M12 FDGES2

Voltage	12V
Extension (inch)	3
Collet Size (mm)	6.0 / 8.0
Length (mm)	406
Weight w/ Battery Pack (kg)	<1kg



M12 GREASE GUN

M12 GG

Voltage	12V
Max. Operating Pressure (bar/psi)	562 / 8000
Flow System	Plunger Type with Air Bleeder Valve
Loading System	1.Cartridge (400ml) 2.Bulk (473ml) 3.Suction
Hose Type	High Pressure w/ Spring Guard and Grease Coupler
Hose Dimensions (mm)	914 X 14.4 (dia.)
Weight w/ 2.0Ah Battery Pack (kg)	3.2



M12 COMPACT CAULK GUN W/ 310ML CARTRIDGE HOLDER

M12 PCG/310C

Voltage	12V
Max. Pushing Force (N)	1780
Speed Settings	6
Standard Equipment (ml)	310
Weight w/ 2.0Ah Battery Pack (kg)	1.9

20 OZ ALUMINIUM BARREL CONVERSION KIT

48-08-0905
12V Silicon Gun
for M12 PCG/310C



M12 FUEL 1/2" DIGITAL TORQUE WRENCH

M12 ONEFTR12

Voltage	12V
No Load Speed (rpm)	0-100
Anvil	1/2"
Accuracy	+/- 2% CW
Calibration	1 Year or 5000 Cycles
Length (mm)	587
Max. Torque (Nm)	17-203
Weight w/ 2.0Ah Battery Pack (kg)	2.5



M12 RIVET TOOL

M12 BPRT

Voltage	12V
Max. Pulling Force (N)	9000
Rivet Diameter Range (mm)	2.4-4.8
Rivet Diameter (mm)	2.4, 3.2, 4.0, 4.8
Stroke Length (mm)	20.32
Weight w/ 2.0Ah Battery Pack (kg)	2.1



M12 DRAIN CLEANER WITH 1/4" CABLE

M12 BDC6

Voltage	12V
No Load Speed (rpm)	0-500
Max. Drain Diameter (mm)	50
Spiral Diameter (mm)	6
Spiral Length (m)	7.6
Weight w/ 2.0Ah Battery Pack (kg)	4.2



ACCESSORIES

Drain Cables	
48-53-2573	Designed for M12 BDC6



M12 DRAIN CLEANER AIR GUN

M12 DCAG

Voltage	12V
Drain Line Capacity (mm)	25-100
Air Pressure (PSI)	0-50
Variable Pressure Dial	Yes
Clearing Distance (m)	10.6
Automatic Pressure Loading	Yes
LED Work Light	Yes
Weight w/ 2.0Ah Battery Pack (kg)	3.3



M12 FUEL COMPACT HACKZALL

M12 CHZ

Voltage	12V
No Load Stroke Rate (spm)	0-3000
Stroke Length (mm)	15.9
Weight w/ 4.0Ah Battery Pack (kg)	1.6



M12 FUEL 16 - GAUGE NIBBLER

M12 FNB16

Voltage	12V
No Load Stroke Rate	1.400-2.200
Cutting Width (mm)	5
Smallest Curve Radius (mm)	40.7
Starting Hole Diameter (mm)	21
Max. Cutting Steel < 400 N/mm ² (mm)	1.6
Max. Cutting Steel < 600 N/mm ² (mm)	1.2
Max. Cutting Steel < 800 N/mm ² (mm)	0.7
Max. Cutting Aluminum < 250 N/mm ² (mm)	2.1
Max. Cutting Stainless Steel < 600 N/mm ² (mm)	1.2



M12 LED SPOT LIGHT

Voltage	12V		
Modes	High	Low	Strobe
Lumens	750	400	750
Runtime on 4.0Ah Battery (h)	4	8	8
Beam Distance	640		
IP Rating	IP54		
Weight without Battery Pack (kg)	0.6		



M12 SLED

M12 LED UNDERHOOD LIGHT

Voltage	12V	
Modes	High	Low
Lumens	1350	600
Runtime on 4.0Ah Battery (h)	4	8
Hands-free	FINISHGUARD hooks, Stainless steel hook	
IP Rating	IP54	
Weight without Battery Pack (kg)	1.1	



M12 UHL

M12 LED AREA LIGHT

Voltage	12V		
Modes	High	Medium	Low
Lumens	1000	400	200
Runtime on 4.0Ah Battery (h)	3.5	7.5	15
Hands-free	Integrated Magnets, Spring Loaded Clamp, Key Hole Hanger, Wire Hanger		
IP Rating	IP54		
Weight without Battery Pack (kg)	1.0		



M12 AL

M12 LED STAND LIGHT

Voltage	12V	
Modes	High	Low
Lumens	1400	700
Runtime on 6.0Ah Battery (h)	4	10
Head Rotation (°)	210 Vertically, 270 Horizontally	
Max. Height (m)	1.7	
Collapsed (m)	0.8	
Weight without Battery Pack (kg)	3.1	



M12 SAL

M12 PAINT AND DETAILING COLOR MATCH LIGHT

Voltage	12V
No. of Modes	3
Max. Lumens	1000
Max. Runtime (h)	12
Color Temp.	5
IP Rating	IP54



M12 CML

M12 LED STICK LIGHT

Voltage	12V
Modes	High
Lumens	220
Runtime (h)	11
Hands-free	Multi-position Stainless Steel Hook
Weight without Battery Pack (kg)	0.2



M12 SL

M12 PIVOTING AREA LIGHT

Voltage	12V	
Modes	High	Low
Lumens	700	250
Runtime on 4.0Ah Battery (h)	8	24
USB Charging Output (V/A)	5	2.1
IP Rating	IP54	
Weight without Battery Pack (kg)	0.3	



M12 PAL

M12 LED LANTERN LIGHT

Voltage	12V			
Modes	High	Medium	Low	Strobe
Lumens	400	200	40	400
Runtime on 4.0Ah Battery (h)	8	15	67	16
Head Rotation (°)	180 - 360			
USB Charger	2.1A			
Hands-free	2 Stainless Steel Hooks			
IP Rating	IP54			
Weight without Battery Pack (kg)	0.4			



M12 LL

M12 BATTERY AND CHARGER

M12 REDLITHIUM 2.0Ah BATTERY PACK



M12 B2	
Voltage	12V
Capacity	2.0 Ah
Weight (kg)	0.2

M12 REDLITHIUM 6.0Ah BATTERY PACK



M12 B6	
Voltage	12V
Capacity	6.0 Ah
Weight (kg)	0.2

M12 REDLITHIUM 4.0Ah BATTERY PACK



M12 B4	
Voltage	12V
Capacity	4.0 Ah
Weight (kg)	0.2

M12 CHARGER



M12 C	
Voltage	12V
Charging time	M12 B2 (40 min), M12 B4 (80 min), M12 B6 (130 min)
Weight (kg)	0.5

M18 FUEL GEN 4 PERCUSSION DRILL

M18 FPD3

Voltage	18V
No Load Speed Gear 1 (rpm)	0-500
No Load Speed Gear 2 (rpm)	0-2100
Chuck Capacity (mm)	13
Max. Drilling Masonry (mm)	16
Max. Drilling Steel (mm)	16
Max. Drilling Wood (mm)	89
Max. Percussion Rate (bpm)	33.000
Max. Torque (Nm)	158
Weight w/ 5.0Ah Battery (kg)	2.2



M18 FUEL GEN 4 1/4" HEX IMPACT DRIVER

M18 FID3

Voltage	18V
No Load Speed (rpm)	1750/ 3000/ 3900/ 0 - 3900
Impact Rate (ipm)	1400/ 3600/ 4400/ 0 - 4400
Max. Bolt Diameter	M16
Max. Torque (Nm)	226
Tool Reception	1/4" Hex
Weight w/ 5.0Ah Battery (kg)	1.7



M18 FUEL 26 MM SDS-PLUS ROTARY HAMMER (3-MODE)

M18 FHX


Voltage	18V
Impact energy(J)	2.7
Max. Hammer Rate (bpm)	0-4800
No Load Speed (rpm)	0-1330
Max. Drilling Concrete (mm)	26
Max. Drilling Steel (mm)	13
Max. Drilling Wood (mm)	28
Vibration Drilling (m/s ²)	12.87
Vibration Chiseling (m/s ²)	13.41
Weight w/ 5.0Ah Battery (kg)	4.1/4.3 (FIXTEC)



M18 FUEL 32 MM SDS-PLUS ROTARY HAMMER (3-MODE)

M18 FHPX

Voltage	18V
Impact energy(J)	5
Max. Hammer Rate (bpm)	0-4600
No Load Speed (rpm)	0-800
Max. Drilling Concrete (mm)	32
Max. Drilling Steel (mm)	13
Max. Drilling Wood (mm)	30
Vibration Drilling (m/s ²)	6.9
Vibration Chiseling (m/s ²)	7.4
Weight w/ 5.0Ah Battery (kg)	4.7/4.9 (FIXTEC)



M18 FUEL DUST EXTRACTOR FOR M18 FUEL 32 MM SDS PLUS ROTARY HAMMER

M18 FPDDEXL

Voltage	18V
Max. drill bit diameter (mm)	32
Max. drill bit length (mm)	260
Max. drilling depth (mm)	230
Stroke Length (mm)	203
Weight without Battery (kg)	2.0



M18 FUEL M18 FUEL 7KG 45MM SDS MAX COMBINATION HAMMER

M18 FHAC0745

Voltage	18V
Blow energy (EPTA)(J)	15.2
Full load hammer action (bpm)	2625
Max. drilling concrete (mm)	45
No load speed (rpm)	0-347
Weight w/ M18 FB12 Battery (kg)	9.7



M18 FUEL 100MM VARIABLE SPEED BRAKING GRINDER

M18 FSAGV100XPDB

Voltage	18V
No Load Speed (rpm)	3,500 -8,500
Disc Diameter (mm)	100
Max. Cutting Depth (mm)	21
Spindle Size	M10
Switch Type	Paddle
Weight w/ 5.0Ah Battery (kg)	2.6



M18 FUEL 125MM VARIABLE SPEED BRAKING GRINDER

M18 FSAGV125XPDB

Voltage	18V
No Load Speed (rpm)	3,500 -8,500
Disc Diameter (mm)	125
Max. Cutting Depth (mm)	33
Spindle Size	M14
Switch Type	Paddle
Weight w/ 5.0Ah Battery (kg)	2.7



M18 FUEL

M18 FUEL 1/2" IMPACT WRENCH WITH FRICTION RING

M18 FIW2F12

Voltage	18V
No Load Speed (rpm)	0-900/ 0-1650/ 0-2400/ 0-1200
Impact Rate (ipm)	0-1000 / 0-2400 / 0-3400
Max. Bolt Diameter	M16
Max. Nut Busting Torque (Nm)	339
Fastening Torque (Nm)	102/ 203/ 339/ 34
Anvil Type (Friction Ring)	1/2" Square
Weight w/ 5.0Ah Battery (kg)	1.8



M18 FUEL

1/2" MID-TORQUE IMPACT WRENCH

M18 FMTIW2F12

Voltage	18V
No load speed (rpm)	0-1250, 0-1950, 0-2575, 0-1325
Impact Rate	0-900, 0-2100, 0-3100, N/A
Max. Bolt Diameter	M22
Anvil Type (Friction Ring)	1/2" Square
Max. Torque (Nm)	881
Weight w/ 5.0Ah Battery (kg)	2.3



M18 FUEL

GEN3 1/2" HIGH TORQUE IMPACT WRENCH

M18 FHIW2F12

Voltage	18V
No load speed (rpm)	0-700/0-1300/ 0-2000/0-2000
Impact Rate	0-1300/0-2200/ 0-2400/0-2400
Max. Bolt Diameter	M36
Nut Busting Torque (Nm)	2034
Max. Torque (Nm)	881/1220/1491/68
Weight w/ 5.0Ah Battery (kg)	3.4



M18 FUEL

3/4" HIGH TORQUE IMPACT WRENCH

M18 ONEFHIWF34

Voltage	18V
No Load Speed (rpm)	0-800, 0-1300 0-1800, 0-1800
Impact Rate (ipm)	0-850, 0-1850 0-2400, 0-2400
Max. Bolt Diameter	M33
Max. Nut Busting Torque (Nm)	2032
Max. Torque (Nm)	1627
Anvil Type (Friction Ring)	3/4" Square
Weight w/ 5.0Ah Battery (kg)	3.5



M18 FUEL

1" HIGH TORQUE IMPACT WRENCH

M18 ONEFHIWF1

Voltage	18V
No Load Speed (rpm)	0-950, 0-1080 0-1370, 0-1670
Impact Rate (ipm)	0-1350, 0-1650 0-2100, 0-2500
Max. Bolt Diameter	M42
Max. Nut Busting Torque (Nm)	2440
Max. Torque (Nm)	2033
Anvil Type (Friction Ring & Through Hole)	1" Square
Weight w/ 8.0Ah Battery (kg)	5.9



M18 FUEL

1" D-HANDLE HIGH TORQUE IMPACT WRENCH

M18 ONEFHIWF1DS

Voltage	18V
No load speed (rpm)	0-600, 0-700, 0-900, 0-1200
Impact Rate (ipm)	0-750, 0-930, 0-1200, 0-1440
Max. Bolt Diameter	M48
Max. Nut Busting Torque (Nm)	2711
Max. Torque (Nm)	2576
Anvil Type (Friction Ring)	1" Square
Weight w/ 12.0Ah Battery (kg)	11.34



M18 FUEL

1" EXTENDED ANVIL D-HANDLE HIGH TORQUE IMPACT WRENCH

M18 ONEFHIWF1D

Voltage	18V
No load speed (rpm)	0-600, 0-700, 0-900, 0-1200
Impact Rate (ipm)	0-750, 0-930, 0-1200, 0-1440
Max. Bolt Diameter	M48
Max. Nut Busting Torque (Nm)	2711
Max. Torque (Nm)	2576
Anvil Type (Friction Ring)	1" Square
Weight w/ 12.0Ah Battery (kg)	12.34



M18 FUEL

1" RAILWAY IMPACT WRENCH WITH FRICTION RING

M18 FHIWF1R

Voltage	18V
No load speed (rpm)	1000/ 1400 1670/ 1670
Impact Rate (ipm)	1750/ 2150 2500/ 2500
Max. Bolt Diameter	M42
Max. Nut Busting Torque (Nm)	2000
Max. Torque (Nm)	730/ 1500/ 2000
Anvil Type (Friction Ring)	1" Square
Weight w/ 12.0Ah Battery (kg)	7.8



M18 FUEL RIVET TOOL

M18 FRT

Voltage	18V
Max. Pulling Force (N)	20000
Rivet Diameter Range (mm)	4.8-7.0
Rivet Diameter (mm)	4.8, 6.0, 6.4, 7.0
Stroke Length (mm)	30
Weight w/ 2.0Ah Battery (kg)	2.5



M18 FUEL HACKZALL

M18 FHZ

Voltage	18V
No Load Stroke Rate (spm)	0-3000
Stroke Length (mm)	22
Weight w/ 5.0Ah Battery (kg)	2.6



M18 FUEL SAWZALL

M18 FSZ

Voltage	18V
No Load Stroke Rate (spm)	0-3000
Stroke Length (mm)	32
Adjustable Shoe	Yes
LED Light	Yes
Hang Hook	Yes
Weight w/ 5.0Ah Battery (kg)	3.8



M18 FUEL SUPER SAWZALL

M18 FSX

Voltage	18V
No Load Stroke Rate (spm)	0-3000
Stroke Length (mm)	32
On/Off Orbital	Yes
5-Speed Dial	Yes
Adjustable Shoe	Yes
Hang Hook	Yes
Weight w/ 12.0Ah Battery (kg)	5.5



M18 FUEL GEN2 DEEP CUT BAND SAW

M18 FBS125

Voltage	18V
No Load Speed (rpm)	0-116
Blade Length (mm)	1139.83
Cutting Capacity Rect. Stock (mm)	125 x 125
Weight w/ 5.0Ah Battery (kg)	7.3



M18 FUEL METAL SAW

M18 FMCS

Voltage	18V
No Load Speed (rpm)	0-3,900
Blade Diameter (mm)	150
Arbor Size (mm)	20
Max. Cutting Capacity	
Steel Plate (mm)	ø 6.5
Metal Pipe (mm)	ø 57
Weight w/ 5.0Ah Battery (kg)	2.8



M18 FUEL GREASE GUN

M18 GG

Voltage	18V
Pressure (bar)	690
Length (mm)	355
Grease Capacity (ml cartridge)	400
Grease Capacity (ml bulk)	473
Weight w/ Battery (kg)	3.9



M18 FUEL 38MM MAGNETIC DRILL

M18 FMDP

Voltage	18V
No Load Speed Gear 1 (rpm)	0-400
No Load Speed Gear 2 (rpm)	0-690
Stroke Length (mm)	146
Mag. Holding Power (at drill point pressure) (N)	8890
Max. Depth Broaching Capacity (mm)	50
Max. Diameter Broaching Capacity (mm)	38
Max. Drilling Solid bit (mm)	13
Weight w/ 5.0Ah Battery (kg)	13.0



M18
COMPACT BLOWER

Voltage	18V
Max. Air Volume (m ³ /minute)	2.9
Max. Airflow Speed (km/h)	42.8
Noise Rating (db)	77.7
Length without Nozzle (mm)	375
Weight w/ 4.0Ah Battery Pack (kg)	1.9



M18 BBL

M18 FUEL
BRUSHLESS HIGH SPEED BLOWER

Voltage	18V
Air volume (m ³ /min)	0 - 1.1/ 0 - 0.9 0 - 0.8
Airflow speed (km/h)	800
Fan speed (rpm)	0 - 74000
Noise Rating (db (A))	98
Weight w/ M18 FB12 Battery (kg)	2.25



M18 BLHSB

M18
BRUSHLESS TRANSFER PUMP

Voltage	18V
Flow rate (l/h)	1817
Flow rate (l/min)	30.3
Max. head height (m)	23
Max. suction height (m)	5.5
Max. water temperature (°C)	60
Type of water that can be pumped	White Water
Weight w/ 4.0Ah Battery Pack (kg)	1.9



M18 BTP

M18 FUEL
5CFM VACUUM PUMP

Voltage	18V
Flow Rate	5 CFM (142 L/min)
Ultimate Vacuum	25 Microns
Port Compatibility/Adaptor	1/4", 3/8", 1/2", & 5/16"
Pump Type	Two-Stage Rotary Vane
Oil Capacity	550 ml
Gas Ballast, Isolating Ball,	Yes
Internal Check Valve	
Weight w/ Battery Pack (kg)	9.6



M18 FVP5

M18 FUEL
7.6L COMPACT AIR COMPRESSOR

Voltage	18V
Air Tank Capacity (L)	7.6
Max. Air Pressure	9.31 bar / 135 psi
Approx. Cut in Pressure	7.2 bar / 105 psi
Approx. Cut out Pressure	9.3 bar / 135 psi
Free Air Delivery	48 L/mins at 2.8 bar
Pump Type	Oil Free
Regulator	Single Turn
Weight w/ Battery Pack (kg)	14.7



M18 FAC

M18
1/4" DIE GRINDER SLIDE SWITCH

Voltage	18V
No. Load Speed (rpm)	27,000
Brake	Yes
Max. Grinding Accessories Diameter (mm)	50
Weight w/ 5.0Ah Battery Pack (kg)	2.0



M18 FDGRB

M18
HEAT GUN

Voltage	18V
Temperature (°C)	470
Air Flow (l/min)	170
Length (mm)	163
Weight w/ 5.0Ah Battery Pack (kg)	1.6



M18 BHG

M18 FUEL
BRUSHLESS THREADED ROD CUTTER

Voltage	18V
Integrated Brushless Motor	Yes
Weight w/ 2.0Ah Battery Pack (kg)	3.9



M18 BLTRC

M18 FUEL
BACKPACK VACUUM

Voltage	18V
Air Volume (m ³ /minute)	1557
Capacity (l)	3.8
Max. Vacuum (mbar)	189
Weight w/ 2.0Ah Battery Pack (kg)	8.4



M18 FBPV

M18 FUEL
23L WET/DRY VACUUM

Voltage	18V
Air Volume (L/m)	2463
Max. Pressure (mbar)	149
Capacity (L)	23
Weight w/ 12.0Ah Battery Pack (kg)	15



M18 FVC23L

M18

WET/DRY VACUUM

Voltage	18V
Air Volume (L/m)	1300
Max. Vacuum (mbar)	80
Capacity (L)	7.5
Weight w/ 5.0Ah Battery Pack (kg)	5.3



M18 VC-2

M18 FUEL GEN3 BLOWER

Voltage	18V
Fan Speed (rpm)	21.000
Airflow Rate (m3/min)	14.2
Blowing Force (N)	12.2
Airflow Speed (km/h)	193
Noise Rating (db (A))	92.6
Weight w/ 12.0Ah Battery Pack (kg)	4.3



M18 FBLG3

M18 FUEL CHAINSAW


Voltage	18V
No Load Chain Speed (m/s)	12.4
Max Bar Length (mm)	304.8
Usable Cutting Length (mm)	280
Chain Oil Tank Capacity (mL)	200
Chain Gauge (mm)	1.1
Chain Pitch (mm)	9.5 low profile
Variable Speed Trigger	Yes
Weight w/ 12.0Ah Battery Pack (kg)	6.3



M18 FCHSC

M18 FUEL TOP HANDLE CHAINSAW 356 MM (14")

Voltage	18V
Chain File Size (mm/°)	4
Chain Bar Length (mm/°)	35
Chain Speed (m/s)	15
Drive Links	59
Oil Tank Capacity (L)	0.2
Chain Pitch (mm)	8.3 / .325"
Weight w/ 8.0 Ah Battery Pack (kg)	4.7



M18 FTHCHS35

M18 FUEL 20" DOUBLE BATTERY CHAIN SAW

Voltage	18V
Max. Torque (Nm)	9.5
Chain Bar Length (cm)	50
Power (HP)	5.8
Chain Oil Tank Capacity (mL)	169
Chain Gauge (mm/°)	1.3 / 0.050"
Chain Pitch (mm/°)	8.3 / .325"
Chain Speed (m/s)	14.3
Weight w/ 2x8.0 Ah Battery (kg)	9.0



M18 F2CHS50

M18 FUEL CHAINSAW

Voltage	18V
No Load Chain Speed (m/s)	12.4
Max Bar Length (mm)	406.4
Usable Cutting Length (mm)	380
Chain Oil Tank Capacity (mL)	200
Chain Gauge (mm)	1.1
Chain Pitch (mm)	9.5 low profile
Variable Speed Trigger	Yes
Weight w/ 12.0Ah Battery Pack (kg)	6.4



M18 FCHS

M18 FUEL 200MM / 8" HATCHET PRUNING SAW

Voltage	18V
No Load Speed (m/s)	5
Max Bar Length (mm)	200
Usable Cutting Length (mm)	190
Chain Pitch (mm)	9.5
Chain Gauge	1.1
Drive Link	33
Chain Oil Tank Capacity (ml)	77
Variable Speed Trigger	Yes
Weight w/ 8.0Ah Battery Pack (kg)	3.3



M18 FHS20

M18 FUEL DUAL BATTERY SELF-PROPELLED LAWN MOWER 53CM

Voltage	18V
Cutting Capacity (mm)	533
No Load Speed (rpm)	2.800-3.300
Grass Bag Capacity	70
Height range (mm)	25-100, 7 positions
Variable Speed Setting	0-6.5 km/h 5 Settings
Throttle Response	Instant
High Lift Mode	Yes
Weight w/ 12.0Ah Battery Pack (kg)	38.6



M18 F2LM53

M18 FUEL OUTDOOR POWER HEAD WITH QUIK-LOK

M18 FOPH2

Voltage	18V
Speed Settings	3
No Load Speed Gear 1 (rpm)	0-6640
No Load Speed Gear 2 (rpm)	0-7560
No Load Speed Gear 3 (rpm)	0-8680
Weight w/ FORGE 8.0Ah Battery Pack (kg)	3.9



M18 FUEL QUIK-LOK EXTENSION ATTACHMENT

M18 FOPH-EXA

Voltage	18V
Length (mm)	1029
Weight (kg)	0.9



M18 FUEL GEN 2 QUIK-LOK BRUSH CUTTER ATTACHMENT

M18 FOPH-BCA

Voltage	18V
Speed Settings	2
No Load Speed - Low (rpm)	4900
No Load Speed - High (rpm)	6200
Blade Size (mm)	230
Max Cutting Capacity (mm)	32
Weight (kg)	1.6



M18 FUEL QUIK-LOK POLE SAW ATTACHMENT

M18 FOPH-CSA

Voltage	18V
Speed Settings	2
No Load Speed - Low (rpm)	0-3700
No Load Speed - High (rpm)	0-4600
No Load Chain Speed (m/s)	8.6
Bar Length (mm)	254
Usable Cutting Length (mm)	230
Chain Oil Tank Capacity (ml)	140
Length (mm)	1245
Weight (kg)	1.9



M18 FUEL QUIK-LOK LINE TRIMMER ATTACHMENT

M18 FOPH-LTA


Voltage	18V
Speed Settings	2
No Load Speed - Low (rpm)	0-4900
No Load Speed - High (rpm)	0-6200
Max. Cutting Capacity (mm)	400
Cutting Line Max. Diameter (mm)	2.4
Length (mm)	1020
Weight (kg)	1.7



M18 FUEL QUIK-LOK EDGER ATTACHMENT

M18 FOPH-EA


Voltage	18V
Speed Settings	2
No Load Speed - Low (rpm)	0-3000
No Load Speed - High (rpm)	0-3900
Blade Diameter (mm)	203
Max. Cutting Capacity (mm)	50
Length (mm)	965
Weight (kg)	2.4



M18 FUEL QUIK-LOK HEDGE TRIMMER ATTACHMENT

M18 FOPH-HTA

Voltage	18V
Speed Settings	2
No Load Speed - Low (rpm)	0-2800
No Load Speed - High (rpm)	0-3500
Blade Length (mm)	508
Max. Cutting Capacity (mm)	25
Tooth Spacing (mm)	25
Length (mm)	1524
Weight (kg)	2.6



M18 LED AREA LIGHT

M18 AL

Voltage	18V		
Modes	High	Low	
Lumens	1500	780	
Runtime on 5.0Ah Battery (h)	5	10	
Hands-free	Keyhole Hanger, EMT hanger		
Weight without Battery (kg)	1.5		



M18 LED GEN 2 PIVOTING AREA LIGHT

M18 PAL2

Voltage	18V		
Modes	High	Medium	Low
Lumens	2000	1000	500
Adjustable Lens	Yes		
Head Rotation (°)	160 & 359		
IP Rating	IP20		



M18 LED TASK/AREA LIGHT

M18 TAL

Voltage	18V		
Modes	High	Medium	Low
Lumens Area Mode	2200	1100	550
Lumens Flood Mode	100	500	250
Runtime on 5.0Ah Battery (h)	4	8	16
Weight without Battery (kg)	2.5		



M18 HIGH PERFORMANCE AREA LIGHT

M18 HOAL


Voltage	18V		
Modes	High	Medium	Low
Lumens	4000	2000	1200
Runtime on 5.0Ah Battery (h)	3	6	12
Head Rotation	120°		
AC (V)	100-240		
Weight without Battery (kg)	2.6		



M18 MAGNETIC BOOM LIGHT

M18 ABL

Voltage	18V		
Modes	Low	Medium	High
Lumens	1000	2500	2500
Runtime on 5.0Ah Battery(h)	12 Hrs	8 Hrs	4.5 Hrs
Extended Light Reach (m)	1.1		



M18 LED SEARCH LIGHT

M18 SLED

Voltage	18V			
Modes	Spot/Flood	Flood	Spot	Strobe
Lumens	1250	1200	600	1200
Runtime on 5.0Ah Battery (h)	4	4	7	5
Head Rotation (°)	198			
Beam Distance (m)	650			
IP Rating	IP54			
Weight without Battery (kg)	0.4			



M18 LED STAND LIGHT

M18 SAL2

Voltage	18V		
Modes	High	Medium	Low
Lumens	2800	1300	860
Runtime on 5.0Ah Batt (h)	4.5	8.5	13.5
Head Rotation (°)	230° (V), 240° (H)		
Max. Height (m)	2.2		
Collapsed (m)	1.1		
IP Rating	IP54		
Weight w/ 5.0Ah Battery Pack (kg)	7.6		



M18 LED REMOTE STAND LIGHT

M18 ONERSAL


Voltage	18V		
Modes	High	Medium	Low
Lumens	5400	3100	1600
Runtime on (2x9.0Ah) Battery (h)	7	12.5	26
Head Rotation (°)	220° (V) and (H)		
Max. Height (m)	1.65		
Collapsed (m)	0.5		
IP Rating	IP67		
Weight without Battery Pack (kg)	8.7		



M18 HIGH OUTPUT STAND AREA LIGHT / CHARGER

M18 HOSALC

Voltage	18V		
Modes	High	Medium	Low
Lumens	6000	4000	1700
Runtime on 8.0Ah Battery(h)	3.5	5	10
Max/Collapsed Height (cm)	213/122cm		
AC (V)	100-240		
M18 Battery Charger	Yes		
Weight without Battery Pack (kg)	9.6		



M18 MULTI-DIRECTIONAL TASK LIGHT

M18 MDTL

Voltage	18V		
Modes	All Lights: High, Medium, Low		
Lumens	4500 / 2000 / 1,200	3000 / 1300 / 800	1500 / 650 / 400
Runtime on (5.0Ah) Battery (h)	3 hrs / 6 hrs / 11 hrs	4 hrs / 9 hrs / 16 hrs	8 hrs / 18 hrs / 30 hrs
DC Input	18 V / 29W		
AC Input	100 – 240 V / -50-60 Hz / 35W		
Light Head Mobility	270° x 270°		



M18 LED UTILITY BUCKET LIGHT

M18 UBL

Voltage	18V		
Modes	Flood	Spot/Flood	Spot
Lumens	2500	2200	800
Runtime on 5.0Ah Batt (h)	4	4	6
Head Rotation (°)	180° Vertical and horizontal		
Hands-free	Spring-loaded Clamp		
Beam Distance (m)	450		
IP Rating	IP56		
Weight without Battery Pack (kg)	4.8		



M18 FORCE LOGIC 6 TON CU/AL CABLE CUTTER

M18 HCC

Voltage	18V
Cutting Range (CU/AL) (mm)	35
Cutting Range (ACSR) (mm)	22.5
Cutting Range (Fine Stranded) (mm)	35
Cut Speed (s)	3
No. of Cuts/Blade	3,000+
No. of Cuts/Battery Charge	150+
Head Rotation (°)	350
Auto Retraction	Yes
Weight w/ 5.0Ah Battery Pack (kg)	3.7



M18 FORCE LOGIC 6T COMMERCIAL CRIMPER

M18 HCCT

Voltage	18V
Output Force (tons)	6
Range (mm ²)	Copper: 300 Aluminum: 150
Crimp Speed (s)	3
Head Rotation (°)	350
Weight w/ 2.0Ah Battery Pack (kg)	3.7



M18 FORCE LOGIC OVERHEAD CABLE CUTTER

M18 HCC45

Voltage	18V
Cutting Range (1590 Falcon ACSR) (mm)	45
Cutting Range (EHS Guy Wire) (mm)	12.7
Cut Speed (s)	7.7
Head Rotation (°)	340
Output Force (tons)	9
Weight w/ 5.0Ah Battery Pack (kg)	6



M18 FORCE LOGIC 60KN GUILLOTINE CRIMPER

M18 ONEHCCT60

Voltage	18V
Nominal Force (kN)	60
Max. Compression Range (mm ²)	300
Jaw Style	Guillotine



M18 FORCE LOGIC UNDERGROUND CABLE CUTTER

M18 HCC75R

Voltage	18V
Cutting Range (CU/AL Cutting Jaw) (mm)	75
Cut Speed (s)	9.5
No. of Cuts Per 5.0Ah Battery Pack	100+
Head Rotation (°)	340
Output Force (tons)	9
Weight w/ 5.0Ah Battery Pack (kg)	7.9



M18 FORCE LOGIC HYDRAULIC 109 KN CABLE CRIMPER

M18 HCCT109/42-0C

Voltage	18V
Crimping Range (mm ²)	16-400
Jaw Opening Capacity for Connector (mm)	42
Press Force (kn)	109
Vibration Level	0.5
Weight w/ 2.0Ah Battery Pack (kg)	5.6



M18 FORCE LOGIC STRUT SHEAR

M18 STSO

Voltage	18V
Strut material	Mild steel, Galvanized steel
Max material thickness	3mm
Force	176.4 kN
Cutting cycle	5 seconds
Dual LEDs	Yes
Tri-Stand chain vice mount	Yes
Die Retention Arm	Yes
Weight (kg)	10.7



M18 FORCE LOGIC 15T CRIMPER

M18 HCCT15

Voltage	18V
Material Composition	Reinforced Nylon
Length (inch)	4.53
Weight (lb)	16.85
Height (inch)	6.69
Width (inch)	26.5
Force (tons)	15
Capacity Cu	#8AWG - 1500 MCM Cu
Capacity Al	#8AWG - 1250 MCM Al



M18 FORCE LOGIC 6T KNOCKOUT PUNCH

M18 HKP

Voltage	18V
Max punching diameter (mm)	100
Max material thickness (mm)	2.5 (stainless) 3.0 (mild steel)
Punching Force (kN)	60
Weight with battery pack	2.3 (M18 B2)



M18 FORCE LOGIC 700 BAR HYDRAULIC PUMP

M18 HUP700

Voltage	18V
Force Output (bar)	700 (10,000 psi)
Oil Delivery Low Pressure (l/min)	2.0
Oil Delivery High Pressure (l/min)	0.4
Oil Capacity (L)	1.3
Remote Controller	Wired & Wireless
Adaptive Pressure Control	PFM
Weight w/ 12.0Ah Battery Pack (kg)	16.5



M18 FORCE LOGIC SINGLE ACTION HYDRAULIC PUMP

M18 HMP700

Voltage	18V
Auto-retract	No
Flow Rate Low/High (l/min)	0.16/0.30
Max. Pressure Bar (Bar/Psi)	700/10000
Remote Controller	No
Total Oil Volume (l)	1
Weight w/ 5.0Ah Battery Pack (kg)	5.7



M18 BATTERY AND CHARGER

M18 REDLITHIUM 5.0Ah BATTERY PACK

Voltage	18V
Capacity	5.0 Ah
Battery Type	Lithium-Ion
Weight (kg)	0.7



M18 B5

M18 FORGE™ 8.0Ah BATTERY

Voltage	18V
Capacity	8.0 Ah
Battery Type	Lithium-Ion
Weight (kg)	1.03



M18 FB8

M18 FORGE™ 12.0Ah BATTERY

Voltage	18V
Capacity	12.0 Ah
Battery Type	Lithium-Ion
Weight (kg)	1.51



M18 FB12

M12 M18 COMBO CHARGER

System	M12 / M18	
Charging time	M18B5	100 min
	M18 HB8	167 min
	M18 HB12	250 min
Weight (kg)	0.7	



M12-18C

M12 M18 RAPID CHARGER

System	M12 / M18	
Charging time	M18B5	59 min
	M18 HB8	87 min
	M18 HB12	130 min
Weight (kg)	0.7	



M12-18FC

M12 M18 VEHICLE CHARGER

System	M12 / M18	
Charging time	M18B5	110 min
	M18 FB8	190 min
	M18 FB12	285 min
Weight (kg)	0.9	



M12-18AC

M18 DUAL BAY SUPER CHARGER

System	M18	
Charging Port	2 x M18™	
Charging time	M18 B5	60 min
	M18 FB8	45 min
	M18 FB12	45 min
Charging type	Simultaneously	
Weight (kg)	2.5	



M18 DBSC

M18 PACKOUT SIX BAY FAST CHARGER

System	M18	
Charging time	M18 FB8	84 min
	M18 FB12	125 min
Charging type	Simultaneously	
Weight (kg)	4.1	



M18 PC6

M12 M18 MAGNETIC CHARGER

System	M12 / M18	
Input Voltage (v)	100-240v	
Max Output Amps (A)	6 A	
Weight (kg)	3.4	



M12-18 MC



MX FUEL TOWER LIGHT


Voltage (AC)	220 - 240
Max. Lumens	27,000
Max. Height (m)	3.1
Max. Runtime (AC)	Endless
IP Rating	IP55
Weight with Battery (kg)	53



MXF TL

MX FUEL COMPACT TOWER LIGHT


Max. Lumens	15,000
Max. Height (m)	2.13
IP Rating	IP56
Colour Rating Index (CRI)	70
Carry Handle	Yes
Weight with Battery (kg)	21,8



MXF TLIC

MX FUEL PLATE COMPACTOR


Centrifugal Force (KN)	16
Weight (kg)	79 (MXF HD812)
Max Travel Speed (m/min)	26
Oscillation Rate (OPM)	5.500
Plate Length (mm)	558
Plate Width (mm)	508
Tool Height with Handle Folded (mm)	584



MXF PC50

MX FUEL RAMMER

Rated Power Output (kW)	4.0
Number of Strokes (min)	680
Max Travel Speed (m/min)	20
Impact Force (kN)	16.9
Oil Volume (L)	0.8
Dimensions (mm)	L 905 x W 350 x H 1090
Ramming Shoe Dimension (mm)	L 345 x W 280 x H 118
Weight without battery pack (kg)	72



MXF R70

MX FUEL 350MM / 14" CUT-OFF SAW

No load speed (rpm)	0-370
Disc Diameter	350mm
Max. Cutting Depth (mm)	124
Arbor Size (mm)	20 / 25.4 / 27
Weight w/ Battery (kg)	13.3



MXF COS350G2

MX FUEL 10KG INLINE DEMOLITION HAMMER

Chuck Type	SDS Max
AVS	Yes
Power Source	DC
Impact Energy (J)	26
BPM	1950
Weight without Battery (kg)	11.38



MXF HADO1000

MX FUEL PORTABLE POWER SUPPLY

Loading Capacity (kg)	69
Weight (kg)	26
Water Tank Capacity (L)	10.4



MXF PS

MX FUEL 150 MM DIAMOND CORE DRILL

No load speed (rpm)	0-370
Disc Diameter	350mm
Max. Cutting Depth (mm)	124
Arbor Size (mm)	20 / 25.4 / 27
Weight w/ Battery (kg)	13.3



MXF DCD150

MX FUEL PORTABLE BATTERY EXTENSION

Weight (kg)	11.5
-------------	------



MXF PBE

ACCESSORIES

MXF DR255TV
MX FUEL 150mm
Diamond Core Drill Stand



48-17-5020	Milwaukee 51mm Diamond Ultra Wet Core Bit	48-17-5050	Milwaukee 127mm Diamond Ultra Wet Core Bit
48-17-5025	Milwaukee 64mm Diamond Ultra Wet Core Bit	48-17-5060	Milwaukee 152mm Diamond Ultra Wet Core Bit
48-17-5030	Milwaukee 76mm Diamond Ultra Wet Core Bit	48-17-5080	Milwaukee 203mm Diamond Ultra Wet Core Bit
48-17-5035	Milwaukee 89mm Diamond Ultra Wet Core Bit	48-17-5100	Milwaukee 254mm Diamond Ultra Wet Core Bit
48-17-5040	Milwaukee 102mm Diamond Ultra Wet Core Bit	48-17-5120	Milwaukee 305mm Diamond Ultra Wet Core Bit
48-17-5045	Milwaukee 114mm Diamond Ultra Wet Core Bit	48-17-5140	Milwaukee 356mm Diamond Ultra Wet Core Bit

MX FUEL CHARGER MXF C



Charging time (min)	MXF 6.0Ah	90 min
---------------------	-----------	--------

MX FUEL FAST CHARGER MXF FC



Charging time (min)	MXF FORGE 12.0Ah	100 min
	MXF FORGE 8.0Ah	65 min
	MXF 6.0Ah	45 min

MX FUEL™ REDLITHIUM™ BATTERY

MODEL#	CAPACITY	WEIGHT
XC406	6.0Ah	4.8kg
XC608	8.0Ah	4.4kg



MXF XC406 / MXF XC608

L4 PERSONAL LIGHTING

REDLITHIUM USB RECHARGEABLE PERSONAL FLOOD LIGHT

L4 FL-301


Voltage	4V
Max. Lumens	445 / 100
Max. Runtime (h)	2 / 11
Beam Pattern	High / Low
Battery Platform	REDLITHIUM USB
No. of Modes	2
IP Rating	IP52



REDLITHIUM USB RECHARGEABLE PIVOTING WORK LIGHT

L4 PWL-301

Voltage	4V
Max. Lumens	500 / 400 / 100
Max. Runtime (h)	3 / 3 / 10
Beam Pattern	Spot Beam / Flood High / Flood Low
Beam Distance (m)	155
Battery Platform	REDLITHIUM USB
No. of Modes	3



REDLITHIUM USB RECHARGEABLE HI-VIS HARD HAT LAMP

L4 HLVIS-301

Voltage	4V
Max. Lumens	600 / 400 / 150 / 25 / 400
Max. Runtime (h)	2 / 4 / 8 / 20 / 4
Beam Pattern	Flood / Spot
Beam Distance (m)	125
Battery Platform	REDLITHIUM USB
No. of Modes	3



REDLITHIUM USB RECHARGEABLE STICK LIGHT W/ MAGNET

L4 SL550

Voltage	4V
Max. Lumens	High / Low / Spot Mode High / Spot Mode Low
Lumens	550 / 250 / 250 / 100
Run Time	2 / 4.5 / 2 / 5 hrs
Charger Type	USB-C
Charger Time	120 min
USB-C Input	5V DC, 0.1A- 2.1A
IP Rating	IP52



REDLITHIUM USB RECHARGEABLE NECK LIGHT

L4 NL400


Voltage	4V
Modes	High / Low
Lumens	400 / 250
Run Time	2.5 / 8hrs
Charger Type	USB-C
Charger Time	≤ 125 min
USB-C Input	5V DC, 0.1A- 2.1A
IP Rating	IP50



L4 STARTER KIT

L4 PPS

Included in the set	1 x USB Rechargeable portable power source/charger
	1 x USB Battery
	1 x 600mm Cord



REDLITHIUM USB RECHARGEABLE 1100L TWIST FOCUS FLASHLIGHT

L4 TMLD-301

Voltage	4V
Lumens	1100 / 600 / 100
Runtime (h)	1 / 4 / 10
IP Rating	IP67
Beam Distance (m)	175



REDLITHIUM USB RECHARGEABLE 1100L TWIST FOCUS FLASHLIGHT

IR FFL

Voltage	4V
Lumens	High / Med / Low 500 / 250 / 100
Max. Run Time	High / Med / Low 4 / 8 / 12
IP Rating	IP54
CRI [Colour Rating Index]	80



REDLITHIUM™ 3.0 AH REDLITHIUM™ USB BATTERY

L4B3

Charging time	L4 C	120 min
Weight (kg)	0.04	



ROLLING TOOL BOX

- CAPACITY 114 KG
- IMPACT RESISTANT BASE
- 9" ALL TERRAIN WHEELS



PART #	DESCRIPTION	WEIGHT CAPACITY
48-22-8427	PACKOUT Rolling Tool Box	114 kg

ROLLING TOOL CHEST

- DUAL STACK TOP
- IMPACT RESISTANT BASE
- 9" ALL-TERRAIN WHEELS
- PROTECTIVE LID SEAL
- 132 LITER CAPACITY



PART #	DESCRIPTION	WEIGHT CAPACITY	INTERNAL LENGTH	INTERNAL WIDTH	INTERNAL HEIGHT
48-22-8428	PACKOUT Rolling Tool Chest	113 kg	495	825	

TOOL BOXES

- IMPACT RESISTANT BASE
- IP65 RATED PROTECTION
- ALL METAL HARDWARE



PART #	DESCRIPTION	WEIGHT CAPACITY	INTERNAL LENGTH	INTERNAL WIDTH	INTERNAL HEIGHT
48-22-8424	PACKOUT Tool Box	34 kg	500	335	114
48-22-8425	PACKOUT Large Tool Box	45 kg	500	335	216

TOOL CABINET

- SECURE HANG OR STACK
- QUICK ACCESS DOOR
- IMPACT RESISTANT BODY



PART #	DESCRIPTION	WEIGHT CAPACITY
48-22-8445	PACKOUT Cabinet	23 kg

2 DRAWER TOOL BOX

- IMPACT RESISTANT CONSTRUCTION
- METAL REINFORCED CORNER
- CAPACITY 23 KG



PART #	DESCRIPTION	WEIGHT CAPACITY	INTERNAL LENGTH	INTERNAL WIDTH	INTERNAL HEIGHT
48-22-8442	PACKOUT 2-Drawer Tool Box	23 kg	414	318	127

3 DRAWER TOOL BOX

- IMPACT RESISTANT CONSTRUCTION
- METAL REINFORCED CORNER
- CAPACITY 23 KG



PART #	DESCRIPTION	WEIGHT CAPACITY	INTERNAL LENGTH	INTERNAL WIDTH	INTERNAL HEIGHT
48-22-8443	PACKOUT 3-Drawer Tool Box	23 kg	414	318	76

ORGANIZERS

- IMPACT RESISTANT BASE
- IP65 RATED PROTECTION
- NO-TRAVEL BIN SEALS



PART #	DESCRIPTION	INTERNAL LENGTH	INTERNAL WIDTH	INTERNAL HEIGHT
48-22-8430	PACKOUT Organizer	457	305	91
48-22-8435	PACKOUT Compact Organizer	203	305	91

LOW-PROFILE ORGANIZERS

- IMPACT RESISTANT BASE
- IP65 RATED PROTECTION
- NO-TRAVEL BIN SEALS



PART #	DESCRIPTION	INTERNAL LENGTH	INTERNAL WIDTH	INTERNAL HEIGHT
48-22-8431	PACKOUT Low-Profile Organizer	457	305	38
48-22-8436	PACKOUT Low-Profile Compact Organizer	203	305	38

CRATE

- IMPACT RESISTANT BASE
- STACK OR HANG
- CAPACITY 23 KG



PART #	DESCRIPTION	WEIGHT CAPACITY	INTERNAL LENGTH	INTERNAL WIDTH	INTERNAL HEIGHT
48-22-8440	PACKOUT Crate	23 kg	406	335	234

LONG HANDLE TOOL HOLDER

- SECURE LOCKING MECHANISM
- ANTI-SLIP RUBBER GRIPS
- NON-MARRING MAGNETIC DISH
- QUICK ACCESS MAGNETIC DISH



PART #	DESCRIPTION
48-22-8348	PACKOUT Long Handle Tool Holder
48-22-8349	PACKOUT Long Handle Storage

15L COMPACT COOLER

- IMPACT RESISTANT BASE
- IP65 RATED PROTECTION
- HOLDS ICE FOR 30 HOURS



PART #	DESCRIPTION	WEIGHT CAPACITY	INTERNAL LENGTH	INTERNAL WIDTH	INTERNAL HEIGHT
48-22-8460	PACKOUT 15L Compact Cooler	15L	198	241	330

2-WHEEL CART


- STACK OR HANG
- 10" FLAT-FREE WHEELS
- CAPACITY 182 KG



PART #	DESCRIPTION	WEIGHT CAPACITY
48-22-8415	PACKOUT 2-Wheel Cart	182 kg

TOOL STATION

- SECURE LOCKING MECHANISM
- QUICK ACCESS TOOL SLOTS
- IMPACT RESISTANT BODY
- FITS M18 & M12 RAPID CHARGER ON TOP SHELF



PART #	DESCRIPTION
48-22-8343	PACKOUT Tool Station

HOOKS

- SECURE LOCKING MECHANISM
- REINFORCED HOOK MAINTAINS SHAPE
- HANGS ON PACKOUT PLATES
- PROTECTIVE ANTI-SLIP RUBBER GRIPS



MODEL#	DESCRIPTION	STORES
48-22-8330	PACKOUT Straight Utility Hook	Outdoor Power Equipment, Multiple Long Tools, and More
48-22-8334	PACKOUT Small Straight Utility Hook	Power Tools, Hand Tools, and More

M12™ BATTERY RACK


- SECURE LOCKING MECHANISM
- CLIP-IN BATTERY STORAGE
- QUICK ACCESS ORGANIZATION



MODEL #	DESCRIPTION
48-22-8338	PACKOUT M12™ Battery Pack

M18™ BATTERY RACK

- SECURE LOCKING MECHANISM
- CLIP-IN BATTERY STORAGE
- QUICK ACCESS ORGANIZATION



MODEL #	DESCRIPTION
48-22-8339	PACKOUT M18™ Battery Pack

SCREWDRIVER RACK

- SECURE LOCKING MECHANISM
- 34 MULTI-SIZE SLOTS
- 11KG WEIGHT CAPACITY



MODEL #	DESCRIPTION
48-22-8341	PACKOUT Screwdriver Rack

NESTING BINS


- HANGS ON PACKOUT PLATES
- STORES IN:
 - PACKOUT ORGANIZER
 - PACKOUT COMPACT ORGANIZER
- INTERIOR ORGANIZATION TRAY AND DIVIDER
- IMPACT RESISTANT BODY



MODEL #	DESCRIPTION
48-22-8062	4" x 4" Nesting Regular Organizer Bin (2PK)
48-22-8063	4" x 8" Nesting Regular Organizer Bin (2PK)

PLIERS RACK


- SECURE LOCKING MECHANISM
- QUICK ACCESS BARS
- 11 KG WEIGHT CAPACITY



PART #	DESCRIPTION
48-22-8340	PACKOUT Tool Rack

COMPACT SHELF

- SECURE LOCKING MECHANISM
- 20 LBS CAPACITY
- FULLY CUSTOMIZE YOUR SHOP
- QUICK ACCESS ORGANIZATION



MODEL #	DESCRIPTION
48-22-8347	PACKOUT Compact Shelf

WALL PLATES

- **IMPACT RESISTANT BODY**
- **QUICK ALIGNMENT TABS**
- **68KG WEIGHT CAPACITY (34 KG CAPACITY IN VEHICLE)**
- **METAL REINFORCED MOUNTING POINTS**



PART #	DESCRIPTION	WALL MOUNTED WEIGHT CAPACITY	TRANSIT WEIGHT CAPACITY
48-22-8487	PACKOUT Large Wall Plate	68 kg	34 kg
48-22-8486	PACKOUT Compact Wall Plate	23 kg	11 kg
48-22-8485	PACKOUT Mounting Plate	23 kg	12 kg
48-22-8497	PACKOUT Large Wall Plate G2	68 kg	34 kg
48-22-8496	PACKOUT Compact Wall Plate G2	23 kg	12 kg

TECH BAG

- **TEAR RESISTANT MATERIAL**
- **IMPACT RESISTANT BASE**
- **OPTIMIZED STORAGE CAPACITY**



PART #	DESCRIPTION
48-22-8300	PACKOUT Tech Bag

SHELVING KIT

- **METAL-REINFORCED FRAME**
- **VERSATILE MOUNTING**
- **QUICK RELEASE LEVERS**
- **IMPACT RESISTANT BODY**
- **CAPACITY 23 KG**



PART #	DESCRIPTION	WEIGHT CAPACITY
48-22-8480	PACKOUT Shelving Kit	23 kg

HOLDERS AND BASKET

- **VERSATILE MOUNTING**
- **IMPACT RESISTANT BODY**
- **FULLY CUSTOMIZED**



PART #	DESCRIPTION	WEIGHT CAPACITY
48-22-8337	PACKOUT Paper Towel Holder	2.3 kg
48-22-8336	PACKOUT Cup Holder	4.5 kg
48-22-8342	PACKOUT Compact Wall Basket	9 kg

HOOKS

- **METAL-REINFORCED MATERIAL**
- **VERSATILE MOUNTING**
- **FULLY CUSTOMIZE YOUR SHOP**



PART #	DESCRIPTION	WEIGHT CAPACITY
48-22-8329	PACKOUT 7 Hook Rack	11 kg
48-22-8333	PACKOUT S Hook	9 kg

BACK PACK

- **TEAR RESISTANT MATERIAL**
- **IMPACT RESISTANT BASE**
- **OPTIMIZED STORAGE CAPACITY**



PART #	DESCRIPTION
48-22-8301	PACKOUT Backpack
4932498633	PACKOUT Structured Backpack

DOLLY

- **CAPACITY 114 KG**
- **QUICKSTOP LOADING LEVER**
- **SMOOTH ROLL WHEELS**



PART #	DESCRIPTION	WEIGHT CAPACITY
48-22-8410	PACKOUT Dolly	114 kg
48-22-8045	PACKOUT Tool Tray (Tool Caddy)	± 5 kg
48-22-8488	PACKOUT Customizable Work Top	N/A

TRAY AND WORK TOP

- **FITS INSIDE TOOL BOX (FOR TRAY)**



PART #	DESCRIPTION	WEIGHT CAPACITY
48-22-8045	PACKOUT Tool Tray (Tool Caddy)	± 5 kg
48-22-8488	PACKOUT Customizable Work Top	N/A

TUMBLERS

- **PACKOUT CONNECTIVITY**
- **ALL-DAY HOT & COLD RETENTION**
- **LEAKPROOF SIP LID**



PART #	DESCRIPTION
48-22-8394R/B	PACKOUT™ 18oz Insulated Mug w/ Sip Lid - Red
48-22-8395R/B	PACKOUT™ 18oz Insulated Mug w/ Sip Lid - Black
48-22-8382R	PACKOUT™ 18oz Insulated Bottle w/ Sip Lid - Red
48-22-8395B	PACKOUT™ 18oz Insulated Bottle w/ Sip Lid - Black
48-22-8382B	PACKOUT 18oz Insulated Bottle w/Chug Lid - Black
48-22-8382R	PACKOUT 18oz Insulated Bottle w/Chug Lid - Red
48-22-8396B	PACKOUT 24oz Insulated Bottle w/Chug Lid - Black
48-22-8396R	PACKOUT 24oz Insulated Bottle w/Chug Lid - Red
48-22-8397B	PACKOUT 36oz Insulated Bottle w/Chug Lid - Black
48-22-8397R	PACKOUT 36oz Insulated Bottle w/Chug Lid - Red

PERSONAL PROTECTIVE EQUIPMENT

CUT RESISTANT DIPPED GLOVES

- TEXTURED GRIP
- NYLON LYCRA BLEND
- SMARTSWIPE™



PART #	DESCRIPTION
48-22-8901	Cut Level 1 Dipped Gloves - M
48-22-8902	Cut Level 1 Dipped Gloves - L
48-22-8951	Cut Level 5 Dipped Gloves - M
48-22-8952	Cut Level 5 Dipped Gloves - L

HIGH DEXTERITY NITRILE DIPPED GLOVES

- TEXTURED GRIP
- SMARTSWIPE™



PART #	DESCRIPTION
48-73-7121	CUT Level 2 High Dexterity Nitrile Dipped Gloves - M
48-73-7122	CUT Level 2 High Dexterity Nitrile Dipped Gloves - L
48-73-7131	CUT Level 3 High Dexterity Nitrile Dipped Gloves - M
48-73-7132	CUT Level 3 High Dexterity Nitrile Dipped Gloves - L
48-73-8761	Anti-vibration CUT Level 4 High Dexterity Nitrile Dipped Gloves - M
48-73-8762	Anti-vibration CUT Level 4 High Dexterity Nitrile Dipped Gloves - L

WRECKING WORK GLOVES

- REINFORCED DURABILITY
- HIGH DEXTERITY FINGER TIPS
- SMARTSWIPE™



PART #	DESCRIPTION
48-73-8531	Wrecking Work Gloves - M
48-73-8532	Wrecking Work Gloves - L

LIGHTWEIGHT WORK GLOVES

- REINFORCED PALM
- HIGH DEXTERITY FINGER TIPS
- SMARTSWIPE™



PART #	DESCRIPTION
48-73-8521	Lightweight Work Gloves - M
48-73-8522	Lightweight Work Gloves - L

SAFETY GLASSES

- ANTI-SCRATCH LENSES
- ANTI-FOG LENSES
- FLEXIBLE NOSE BRIDGE



PART #	DESCRIPTION
48-73-2000A	Clear Safety Glasses
48-73-2005A	Tinted Safety Glasses

TOOL LANYARDS

- DESIGNED TO REDUCE RISKS OF DROPPED TOOLS
- SHOCK ABSORBING DESIGN GRADUALLY SLOWS TOOL
- COLOR CODED BY WEIGHT RATING



HIGH PERFORMANCE SAFETY GLASSES

- ANTI-SCRATCH LENSES
- MILITARY GRADE PROTECTION
- FOG-FREE LENSES



PART #	DESCRIPTION
48-73-2020A	Clear High Performance Safety Glasses

HIGH PERFORMANCE SAFETY GLASSES WITH GASKET

- ANTI-SCRATCH LENSES
- MILITARY GRADE PROTECTION
- FOG-FREE LENSES



PART #	DESCRIPTION
48-73-2040A	Clear High Performance Safety Glasses with Gasket
48-73-2045A	Polarized High Performance Safety Glasses with Gasket

PART #	DESCRIPTION
48-22-8810A	4.5kg 0.91m Locking Tool Lanyard
48-22-8820A	4.5kg 0.91m Quick-Connect Locking Tool Lanyard
48-22-8823A	3pc 4.5kg Quick-Connect Accessory
48-22-8822A	3pc 2.2kg Small Quick-Connect Accessory
48-22-8850A	15kg 0.91m Locking Tool Lanyard

CRIMPING DIES AND CUTTING JAWS



PART #	DESCRIPTION
4932471997	Milwaukee Crimping Dies DIN22 CU Die Kit 11 Dies
4932464497	Milwaukee HCCT Cutting Jaw for standard CU/AL cable including blade
4932430839	Milwaukee CU/AL Cutting Jaw
4932464498	Milwaukee CU/AL Replacement Blades
4932472000	Milwaukee Crimping Dies DIN13 CU Die Kit 11 Dies (16-300mm2) for M18 HCCT109/42

REPLACEMENT CUTTING DIES



PART #	DESCRIPTION
4832471372	Milwaukee BLTRC Replacement Cutting Dies M6, M8, M10, M12

STRUT SHEARING DIES



PART #	DESCRIPTION
49-16-0158	Milwaukee Strut Shearing Dies 41 mm X 41 mm
49-16-1316	Milwaukee Strut Shearing Dies 21 mm X 41 mm

SOLID WIRE STRIPPER SET



PART #	DESCRIPTION
48-32-6406	Milwaukee 4pc Solid Wire Stripper SET (8, 10, 12, 14 AWG)

SAWZALL BLADES



PART #	DESCRIPTION
48-00-5186	Milwaukee Thin Kerf Sawzall Blade 24 TPI 6" (5pc/pack)
48-00-5187	Milwaukee Thin Kerf Sawzall Blade 14 TPI 9" (5pc/pack)
48-00-8782	Milwaukee TORCH Sawzall Blade 14 TPI 6" (25pc/pack)
48-00-5027	Milwaukee 12"AX Sawzall Blade 5TPI (5 pc per pack)
48-00-5026	Milwaukee 9"AX Sawzall Blade 5TPI (5 pc per pack)
48-00-5784	Milwaukee TORCH Sawzall Blade 18TPI 6" (5pc/pack)
48-00-5788	Milwaukee TORCH Sawzall Blade 18TPI 9" (5pc/pack)

BANDSAW BLADES



PART #	DESCRIPTION
48-39-0521	Bandsaw Blade 18 TPI 44-7/8" (3pc / pack)
48-39-0511	Bandsaw Blade 14 TPI 44-7/8" (3pc / pack)

FERROUS METAL CIRCULAR SAW BLADE



PART #	DESCRIPTION
48-40-4215	Milwaukee 5-7/8" 34T Ferrous Metal Circular Saw Blade
48-40-4080	Milwaukee 5-7/8" 30T Ferrous Metal Circular Saw Blade

HAND TOOLS

STEEL PIPE WRENCH



PART #	DESCRIPTION
48-22-7108	Milwaukee 8" Steel Pipe Wrench
48-22-7110	Milwaukee 10" Steel Pipe Wrench
48-22-7112	Milwaukee 12" Steel Pipe Wrench
48-22-7114	Milwaukee 14" Steel Pipe Wrench
48-22-7118	Milwaukee 18" Steel Pipe Wrench
48-22-7124	Milwaukee 24" Steel Pipe Wrench
48-22-7136	Milwaukee 36" Steel Pipe Wrench
48-22-7148	Milwaukee 48" Steel Pipe Wrench

MAXBITE COMBINATION WRENCH



PART #	DESCRIPTION
4932480199	Milwaukee MAXBITE 23 mm Combination Wrench
4932480200	Milwaukee MAXBITE 24 mm Combination Wrench
4932480203	Milwaukee MAXBITE 27mm Combination Wrench
4932480207	Milwaukee MAXBITE 32mm Combination Wrench
4932480206	Milwaukee MAXBITE 30mm Combination Wrench
4932480208	Milwaukee MAXBITE 36 mm Combination Wrench

HAND TOOLS

SHOCKWAVE IMPACT DUTY 3/4" DRIVE STANDARD 6PT SOCKET



PART #	DESCRIPTION
49-66-6360	Milwaukee SHOCKWAVE Impact Duty 3/4" Drive 22MM Standard 6 Point Socket
49-66-6361	Milwaukee SHOCKWAVE Impact Duty 3/4" Drive 23MM Standard 6 Point Socket
49-66-6362	Milwaukee SHOCKWAVE Impact Duty 3/4" Drive 24MM Standard 6 Point Socket
49-66-6365	Milwaukee SHOCKWAVE Impact Duty 3/4" Drive 27MM Standard 6 Point Socket
49-66-6366	Milwaukee SHOCKWAVE Impact Duty 3/4" Drive 28MM Standard 6 Point Socket
49-66-6367	Milwaukee SHOCKWAVE Impact Duty 3/4" Drive 29MM Standard 6 Point Socket
49-66-6368	Milwaukee SHOCKWAVE Impact Duty 3/4" Drive 30MM Standard 6 Point Socket
49-66-6370	Milwaukee SHOCKWAVE Impact Duty 3/4" Drive 32MM Standard 6 Point Socket
49-66-6374	Milwaukee SHOCKWAVE Impact Duty 3/4" Drive 36MM Standard 6 Point Socket
49-66-6727	Milwaukee SHOCKWAVE Impact Duty 1/2" Drive Universal Joint

SHOCKWAVE PACKOUT SETS



49-66-7013

49-66-7834

PART #	DESCRIPTION
49-66-7013	Milwaukee 14 Pc. SHOCKWAVE Impact Duty 1/2" Drive Metric Standard 6 Point Socket PACKOUT Set
49-66-7834	Milwaukee SHOCKWAVE Impact Duty 1/2" Drive Metric Lug Nut Wheel PACKOUT Set (3PC)
48-32-4361 ASP	Milwaukee SHOCKWAVE Impact Duty 65MM PH2/PH2 Double Ended Bit PACKOUT Set (8PC)

SHOCKWAVE IMPACT SET



PART #	DESCRIPTION
48-32-4013AS	Milwaukee 50 pc SHOCKWAVE Impact Set

SOCKET SET



PART #	DESCRIPTION
48-22-9522	Milwaukee 13 Pc 1/2" Drive 12-Point Metric Socket Set
48-22-9510	Milwaukee 28 Pc. 1/2" Drive Ratchet and Socket Set - Metric

COMBINATION WRENCH SET



PART #	DESCRIPTION
48-22-9515	Milwaukee 15 Pc. Combination Wrench Set - Metric

L-KEY



4932478621

48-22-2186

PART #	DESCRIPTION
4932478621	Milwaukee 9-Key L-Form Hex Key - Metric
48-22-2186	Milwaukee 9-Key Ball End L-Key - Metric

SCREWDRIVER



48-22-2904

48-22-2706

PART #	DESCRIPTION
48-22-2904	Milwaukee 27-in-1 Multi-Bit Screwdriver
48-22-2706	Milwaukee 6 Pc. Tri-Lobe Screwdriver Kit

MEASURING TAPES



48-22-1706

48-22-0616

4932498771

PART #	DESCRIPTION
48-22-1706	Milwaukee GEN2 2M Keychain
48-22-0616	Milwaukee 5M Compact Magnetic Tape Measure
4932498771	Milwaukee 8M Compact Magnetic Tape Measure

HAND TOOL SET



PART #	DESCRIPTION
48-22-2215	Milwaukee 5pc 1000V Insulated Hand Tool Set

MULTI-BIT SCREWDRIVER



PART #	DESCRIPTION
48-22-2216	Milwaukee 4-in-1 1000V Insulated Slim Tip Multi-Bit Screwdriver

MINI RATCHET



PART #	DESCRIPTION
48-22-2950	Milwaukee 7-in-1 Multi-Bit Mini Ratchet

PRUNING SAWS



4932498623

4932498624

PART #	DESCRIPTION
4932498623	Milwaukee 355mm Fixed Pruning Saw
4932498624	Milwaukee 254mm Folding Pruning Saw

Milwaukee™

SERVICE

AFTER SALES SERVICE

aftersaleservice@milwaukeetool.id

Hotline Number: 0819 2960 8989

Category	Warranty Period
MX FUEL Tools	1 Year
Cordless	1 Year
Battery & Charger	1 Year
MX Fuel Battery & Charger	1 Year
Accessories & Hand Tools	N/A





Nothing but **HEAVY DUTY.**[™]

PT MILWAUKEE TOOL INDONESIA

CENTENNIAL TOWER LT.37, UNIT F
JI. GATOT SUBROTO KAV. 24-25
KARET SEMANGGI, SETIABUDI, JAKARTA

 (021) 25196319  0817 1712 1899

 enquiry@milwaukeetool.id

 @milwaukeetoolid  Milwauke Tool Indonesia

 Milwauke Tool Indonesia

www.milwaukeetool.id